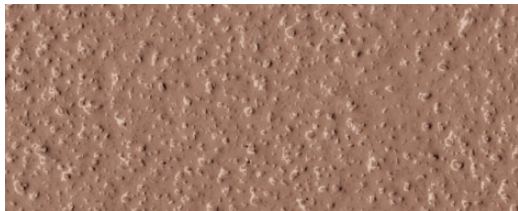



**SIMPLY ADD GACOGRIP
TEXTURE GRANULES FOR A
SLIP-RESISTANT FINISH**

(ACTUAL PRODUCT SAMPLE SHOWN IN CEDAR)


GacoGrip texture granules create a decorative and slip-resistant finish for your deck.




AVAILABLE COLORS*



COFFEE



CEDAR



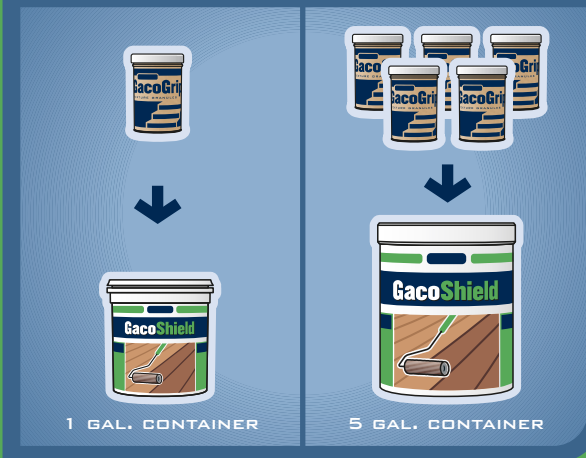
MADRONA



STONE

*COLORS MAY VARY SLIGHTLY DUE TO SURFACE TEXTURE, APPLICATION TECHNIQUE AND LIGHTING CONDITIONS

**GACOGRIP TEXTURE GRANULES
CREATE A DECORATIVE AND SLIP-
RESISTANT FINISH FOR YOUR DECK**



Contact your local retailer or logon for a FREE DVD!

- Need help? Call us 7 days a week
- 7am to 7pm PST
- Expert customer service staff
- Call toll free from the store or at home



WWW.GACORETAIL.COM
GACO HELPLINE: (866) 422-6489

GacoShield®



Combine with GacoGrip texture granules to create a decorative and slip-resistant finish for your deck.

LONG LASTING PROTECTION FOR YOUR WOOD DECK.

- 50-year limited warranty
- Do it yourself in a day
- Low maintenance
- Prolong the life of your wood deck
- Add GacoGrip texture granules for a skid-resistant surface



GacoShield®

LONG LASTING PROTECTION FOR YOUR WOOD DECK.

PROFESSIONAL GRADE DECK PROTECTION YOU CAN APPLY

GacoShield allows homeowners to install high quality protection to their dimensional lumber deck. GacoShield provides lasting surface protection, plus a skid resistant surface that cleans up easily. One gallon of GacoShield will cover 100 square feet.

GacoShield is the same top-quality, durable acrylic coating used by decking professionals. It creates a fully adhered, durable membrane which expands and contracts along with your deck. GacoShield is perfect in hot or cold climates, because this high-quality acrylic coating does not soften in the heat or become brittle from cold.

GacoShield is specially formulated to protect and prolong the life of your wood deck. The unique chemistry of GacoShield allows the wood to breathe while protecting the wood as well. The result is an attractive and protective deck coating.

APPLY GACOSHIELD IN A DAY!

Complete step-by-step instructions for installing GacoShield are found inside this brochure and on the GacoShield packaging. By following these instructions for preparation and application, your dimensional lumber deck can be finished in a day! Properly applied and maintained, GacoShield will protect your deck for years. Clean your deck annually with GacoWash concentrated cleaner.

NO EXPERIENCE NEEDED TO APPLY

- No special equipment required — just roll it on
- Accessory products — patching compound, fabric, sheeting, primer, basecoat — not required
- Can be applied over wide temperature range (50°F to 90°F)
- One coat of GacoShield and you're done!

GACOSHIELD BONDS TO MOST DIMENSIONAL DECKING SURFACES



DECKS Use GacoShield without GacoGrip on railings



STAIRS When GacoShield is applied to stairs, GacoGrip must be used

ABOUT GACO WESTERN

Gaco Western has manufactured high-quality waterproofing systems for more than 50 years. GacoShield is the same top-quality elastomeric coating used by professional decking contractors.

APPLYING GACOSHIELD IS EASY

Each one-gallon pail contains enough coating to coat approximately 100 square feet of decking surface. Each five-gallon pail contains enough coating to coat approximately 500 square feet of decking surface. GacoShield may be used on pressure treated 2x4 decks, stair treads, docks, or other dimensional lumber platforms. No primer is required. Do not use on unsuitable grades. As deck materials and previously applied protection varies, a test patch applied and allowed to cure for three days is recommended prior to applying to an entire deck. Do not apply GacoShield over water-repellant sealers. Wood sealers prevent paint or coatings from adhering to the wood. If you have sealed the wood, you must use an oxalic acid-based cleaner, such as Strip XL, manufactured by Bio Wash, to strip off the sealer.

SURFACE PREPARATION

Begin by pressure washing the deck, paying special attention to heavily soiled areas, and allow surface to dry completely before applying GacoShield. On 2x4 decks, no taping or caulking is required.

APPLICATION

After surface preparation, add GacoGrip texture granules to the GacoShield to create a decorative and slip-resistant finish for your deck. While stirring, slowly add 3/4 pound (12 oz.) of GacoGrip granules to one 1-gallon container of GacoShield coating (3.75 lbs or five jars of GacoGrip to five-gallon container). Mix thoroughly for at least 2 minutes. Apply a uniform coat of GacoShield, using one 1-gallon container per 100 square feet over entire surface. Allow surface to dry until it can be walked on (2-4 hours in ideal conditions). GacoShield must be applied at the proper rate of one 1-gallon container per 100 square feet to ensure proper coating thickness. Failure to do so voids the warranty and may result in the product's failure to adhere and provide the desired protection.



GACO
COMMERCIAL GRADE™